



# YOUTH AND MEASURE 11

Oregon Youth Authority | April 2019

## >> About Measure 11

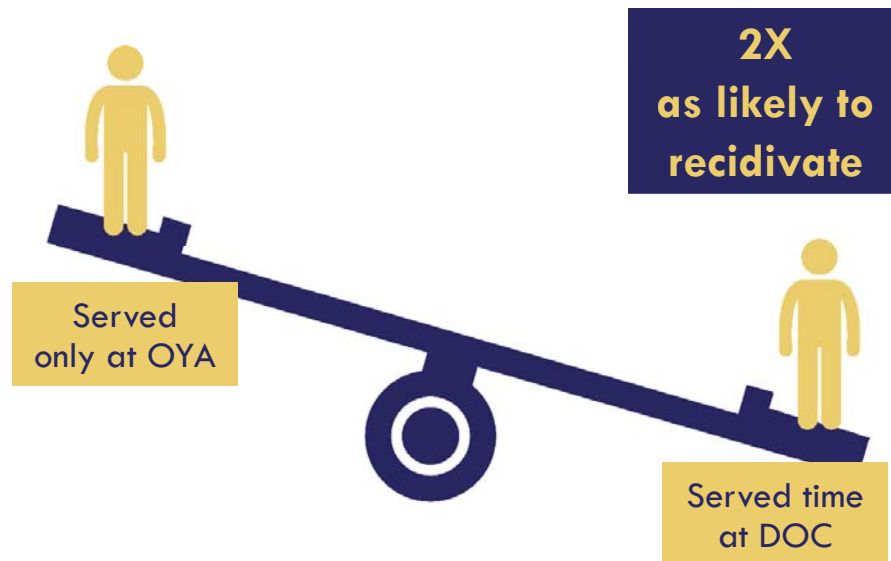
Ballot Measure 11, passed in 1994, requires juveniles age 15 or older who are charged with certain felonies to be tried as adults.

Currently, juveniles convicted of Measure 11 crimes can stay in OYA youth correctional facilities until they turn 25, if they committed

their crime before age 18 and were sentenced before age 20.

At age 25, if they still have time remaining on their sentence, they transfer to an adult Department of Corrections (DOC) facility.

## Youth Receiving Adult Sentences



## >> When youth serve time at adult facilities, public safety decreases.

Young people who serve Measure 11 sentences only at DOC are twice as likely to recidivate, compared to those who serve Measure 11 sentences only at OYA.

- Based on OYA statistical analysis of 517 people released from custody between 2003 and 2015.
- OYA cohort was admitted at ages 15-17.
- DOC cohort was admitted at ages 18 or 19.
- Study controlled for age, sex, race, sex offense, and risk to recidivate.

Young people who start their adult sentence at OYA and finish at DOC are still twice as likely to recidivate, compared to those who complete their sentences at OYA.

- Based on OYA statistical analysis of 965 people placed in OYA custody beginning in 2003 and released prior to 2012.
- Included all youth at OYA committed to DOC for any offense (including Measure 11 offenses).

# YOUTH IN OYA CLOSE CUSTODY

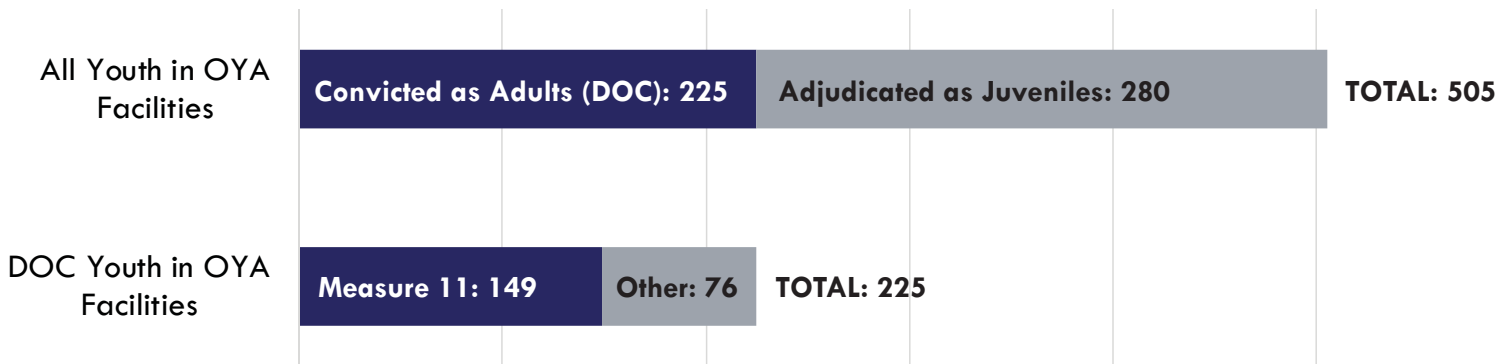
A Snapshot | January 2019



HOPE  
ACCOUNTABILITY

## All Youth in OYA Facilities

### >> Total Number of Youth



### >> Youth Race/Ethnicity

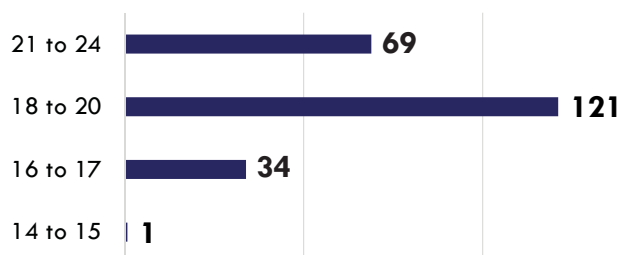
|                         |                          | African-American | Asian | Hispanic | Native American | White | Other/Unreported |
|-------------------------|--------------------------|------------------|-------|----------|-----------------|-------|------------------|
|                         | All Oregon Youth         | 4%               | 6%    | 21%      | 2%              | 68%   | --               |
| Youth in OYA Facilities | Adjudicated as Juveniles | 12%              | 1%    | 19%      | 6%              | 62%   | 0%               |
|                         | Convicted as Adults      | 16%              | 3%    | 36%      | 4%              | 40%   | 1%               |

## DOC Youth in OYA Facilities

### >> Gender

Male: **94%**  
Female: **6%**

### >> Age



### >> Most Serious Crime

Sex Offense: **33%**  
Robbery: **26%**  
Person-to-Person: **23%**  
Homicide Related: **17%**

### >> Released from OYA Close Custody in 2018

Completed their Sentence at OYA: **52**  
Will Complete their Sentence at DOC: **22**



# Oregon Youth Authority

## Research and Evaluation

### Youth Charged as Adults – Is Transfer to DOC Associated with Recidivism?

May 2019

*Research Question:* Are juvenile offenders transferred to adult court and placed in the custody of OYA more likely to recidivate if they are returned to the custody of DOC than if they finish their sentence in the custody of OYA?

*Methods:* Two groups of youth were included in this analysis. First, all youth transferred to adult court and placed in the custody of OYA after 8/1/2003 who finished their sentence and were released from OYA prior to 12/27/2012 (n=730). Second, all youth transferred to adult court and placed in the custody of OYA after 8/1/2003 who were returned to the custody of DOC to complete their sentence and were released prior to 12/27/2012 (n=235).

Dependent Variable. The dependent variable (outcome measure) for this analysis was a new felony conviction within 36 months of release from custody.

Independent Variables. The independent variables (predictors) for this analysis included group membership (*Stayed* and completed sentence at OYA or *Returned* to DOC), age, OYA Risk of Recidivism Assessment (ORRA, i.e., probability of recidivism), and race/ethnicity (compared to White).

Analysis. Logistic regression.

*Results:*

| Variables in the Equation           |            |            |              |          |            |             |
|-------------------------------------|------------|------------|--------------|----------|------------|-------------|
|                                     | B          | S.E.       | Wald         | df       | Sig.       | Odds Ratio  |
| ORRA                                | .03        | .00        | 42.51        | 1        | .00        | 1.03        |
| <b>Group (Returned=1, Stayed=0)</b> | <b>.79</b> | <b>.18</b> | <b>18.64</b> | <b>1</b> | <b>.00</b> | <b>2.20</b> |
| Age at Release                      | -.19       | .04        | 20.63        | 1        | .00        | .83         |
| Race/Ethnicity (Compared to White)  |            |            | 9.78         | 4        | .04        |             |
| African American=1                  | .24        | .21        | 1.34         | 1        | .25        | 1.27        |
| Asian=1                             | -.34       | .52        | .41          | 1        | .52        | .71         |
| Hispanic=1                          | -.02       | .21        | .01          | 1        | .92        | .98         |
| Native American=1                   | .89        | .32        | 7.82         | 1        | .01        | 2.43        |
| Constant                            | 1.61       | .83        | 3.71         | 1        | .05        | 4.98        |

*Conclusion:* All things held equal, youth who were returned to the custody of DOC were twice as likely (Odds Ratio=2.2; p<.001) to recidivate as youth who stayed in the custody and finished their sentence at OYA.



# Oregon Youth Authority

## Research and Evaluation

### Measure 11 Youth – Is Placement Associated with Recidivism?

May 2019

*Research Question:* Are youth convicted of Measure 11 crimes more likely to recidivate if they are placed in the custody of the Department of Corrections (DOC) than if they are placed in the custody of OYA?

*Methods:* Two groups of youth were included in this analysis. First, all youth age 15 through 17 who committed Measure 11 crimes and were placed in the custody of OYA after 1/1/2003 and were released before 7/1/2015 (n=257). Second, all youth age 18 through 19 who committed Measure 11 crimes and were placed custody of DOC after 1/1/2003 and were released before 7/1/2015 (n=260).

Dependent Variable. The dependent variable (outcome measure) for this analysis was a new felony conviction within 36 months of release from custody.

Independent Variables. The independent variables (predictors) for this analysis included group membership (OYA or DOC), age, sex, committed for a sex offense, race/ethnicity (compared to White), and recidivism risk group (high or low—50<sup>th</sup> percentile split of ORRA or ACRS).

Analysis. Logistic regression.

*Results:*

| Variables in the Equation            |            |            |             |          |            |             |
|--------------------------------------|------------|------------|-------------|----------|------------|-------------|
|                                      | B          | S.E.       | Wald        | df       | Sig.       | Odds Ratio  |
| Male=1                               | .33        | .55        | .35         | 1        | .55        | 1.39        |
| Age at Release                       | -.10       | .06        | 2.49        | 1        | .11        | .90         |
| <b>Group (DOC=1, OYA=0)</b>          | <b>.68</b> | <b>.32</b> | <b>4.58</b> | <b>1</b> | <b>.03</b> | <b>1.98</b> |
| High Risk=1                          | .83        | .24        | 12.27       | 1        | .00        | 2.30        |
| Committed for a Sex Offense=1        | -.27       | .28        | .94         | 1        | .33        | .76         |
| Race/Ethnicity (Compared to White=0) |            |            | 10.57       | 4        | .03        |             |
| African American=1                   | .48        | .29        | 2.74        | 1        | .10        | 1.61        |
| Asian=1                              | -1.12      | 1.07       | 1.11        | 1        | .29        | .33         |
| Hispanic=1                           | -.56       | .29        | 3.73        | 1        | .05        | .57         |
| Native American=1                    | .39        | .53        | .52         | 1        | .47        | 1.47        |
| Constant                             | .11        | 1.30       | .01         | 1        | .93        | 1.11        |

*Conclusion:* All things held equal, youth who were committed to the custody of DOC were twice as likely (odds ratio=1.98; p<.05) to recidivate as youth who were committed to the custody of OYA.